


Other fire safety brochures are available from the New York State Department of State Office of Fire Prevention and Control.

Contact your local fire department.



provided by:
NYS Department of State
Office of Fire Prevention and Control
41 State Street - 12th Floor
Albany, NY 12231
phone: (518) 474-6746
fax: (518) 474-3240

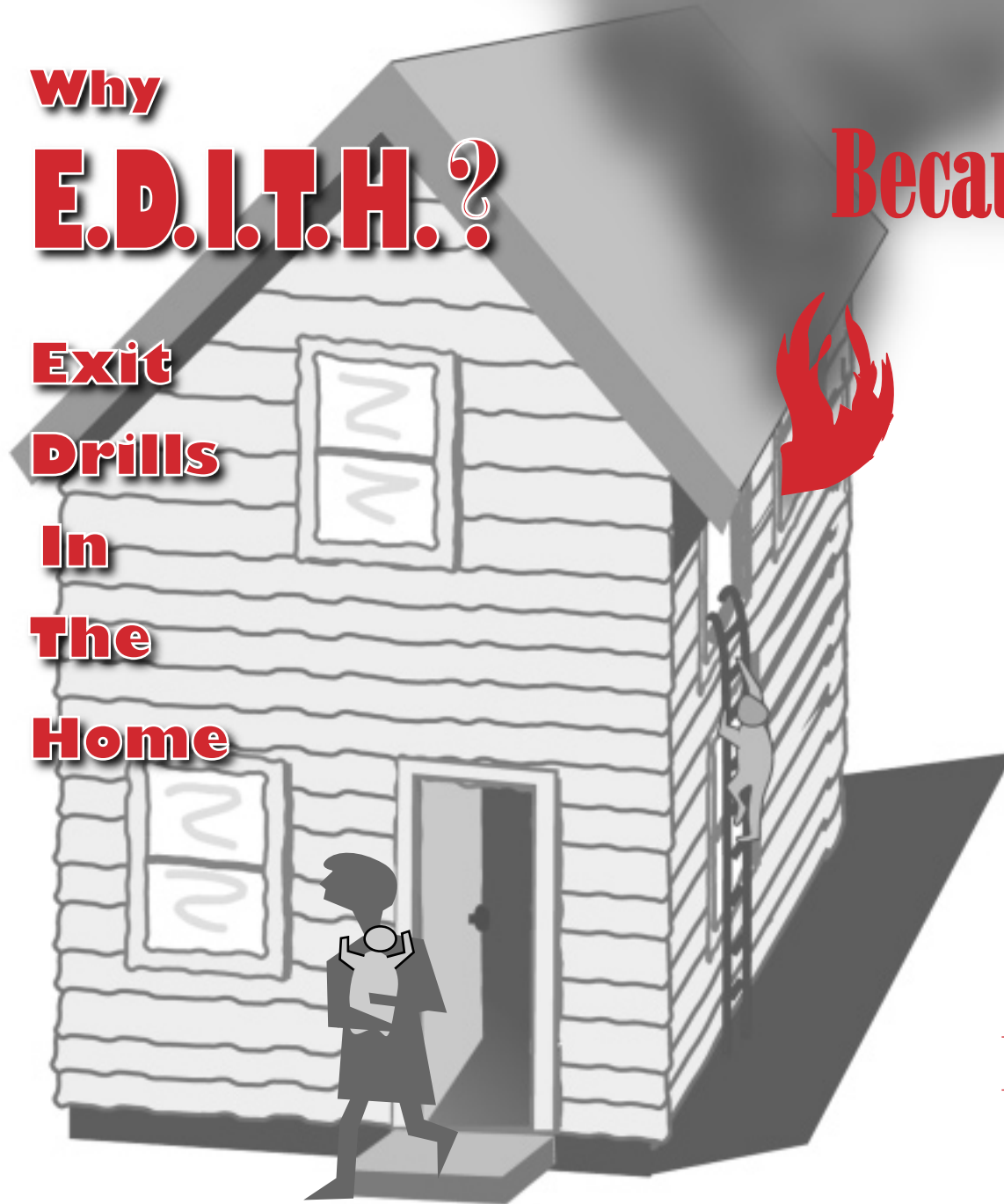
e-mail- fire@dos.state.ny.us
website- www.dos.state.ny.us/fire/firewww.html

STATE OF NEW YORK
Eliot Spitzer
Governor

Lorraine A. Cortés-Vázquez Secretary of State
James A. Burns State Fire Administrator

**Why
E.D.I.T.H.?**

**Exit
Drills
In
The
Home**



**Because what you
don't know**

CAN hurt you

Why E.D.I.T.H.?

Most fatal home fires happen between midnight and 8 a.m. when most people are asleep.

Toxic gases and heat —over 1000° F.—rise and can travel far ahead of the actual flames.

When your smoke detector sounds, you may have less than 2 1/2 minutes to get out. **Without an escape plan you have practiced, you may not make it.**

If you don't have a smoke detector, you may never wake up.

**Fires don't always happen . . .
to someone else!**

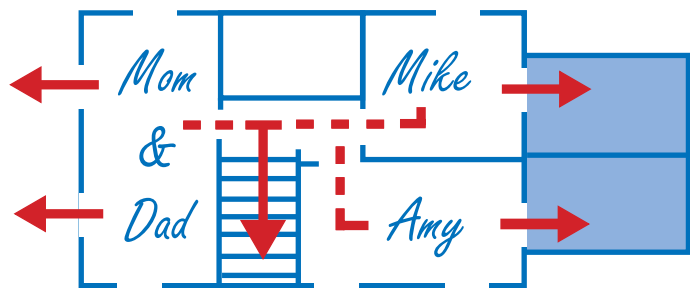
EDITH step-by-step



1 - Planning your escape

a. The floor plan.

- Draw an outline of your home or apartment. Make a drawing for each floor where people sleep. Dimensions don't need to be exact.
- Now add each bedroom and label it. Show important details: stairs, hallways, roofs that could be used as a fire escape.
- Choose a family meeting place and show it on the plan.



Meeting Place **X**

b. Inspection time!

- Check each bedroom for the best window or door for an emergency escape.
- Test windows - make sure they open easily and are large enough and low enough. Can the children open them?
- While you're at it, check your smoke detector. If you don't have one, get one.

c. Finish your escape plan.

- Use blue or black arrows to show the normal way out, such as the stairs or hall.
- Use different colored arrows to show emergency exits in case fire blocks your normal route.

• Some tips •

- Be sure everyone has a second way out.
- Escape ladders may be necessary.
- Any security devices should open easily. In a fire you might not be able to find a key.
- Rearrange bedrooms, if necessary, to provide easier escape for children, elderly or disabled.
- **Never use elevators if there's a fire.**

2 - The family meeting

Discuss your plan and these procedures with your family:

- 1 Always sleep with bedroom doors closed. This will keep heat and smoke out for a short time - the few extra minutes you may need to escape.
- 2 Find a way for everyone to sound a family fire alarm. Blow a whistle, pound on walls, yell, etc.
- 3 In a fire, seconds count. Don't waste time dressing or looking for valuables or pets. As much as they may mean to you, your life is more important.
- 4 Roll out of bed. Stay low. Just one breath of smoke or hot gases can kill you.
- 5 Feel the door. If the door or doorknob is hot, don't open it! Instead, use your second way out.
- 6 Once outside, go to your family meeting place. Check to see if everyone is safe. Once you're out, stay out!
- 7 Call the fire department from a neighbor's house. If you use a street alarm box, wait there to direct the fire department to the fire location.

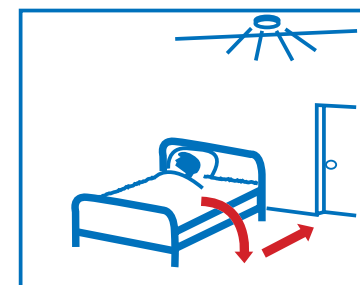
3 - The drill

- 1 Begin with everyone in his or her bed.
- 2 Sound the alarm. Press the smoke detector test button. Yell FIRE! or use some other signal.
- 3 Everyone should roll out of bed, stay low and feel the door for heat.


First time: use the normal exit. Brace your shoulder against the door and open it slowly, ready to shut it quickly if there is heat or smoke.

Second time: pretend doors are hot. Everyone must use the second way out.


- 4 Gather at meeting place and check that everyone is out.
- 5 Appoint someone to simulate calling the fire department.
- 6 Get together to talk about the drill. Make changes to the plan if necessary and rehearse them.
- 7 Hold a family escape drill every few months - at least twice a year. The more you practice, the better you will be able to act quickly and automatically in a fire emergency.



Roll out of bed. Don't sit up!



Stay low, below heat and smoke



Feel the door with the back of your hand. If the door or knob is hot, **don't open it!**