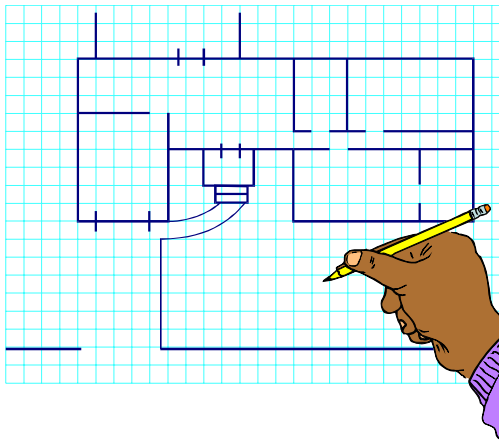


Use a grid to draw an escape plan for your family.



- Indicate all doors, windows, bedrooms, walls, stairways and hallways.
- Designate at least two exits from each room. Make special provisions for those on the second or higher floors.
- Specify a meeting place outside the home where family members can gather once everyone is evacuated.

- ❖ Protect your home with smoke alarms.
- ❖ Plan for a safe escape in case of fire.
- ❖ Practice your home escape plan often.
- ❖ Practice smoke alarm drills with your kids.

Clackamas County Fire District #1



Your Friend for Life!

Clackamas County Fire District #1

11300 SE Fuller Rd

Milwaukie, OR 97222

(503) 742-2600

www.clackamasfire.com



GET OUT!



STAY OUT!

**Follow These
Simple Steps To
Survive A Fire...**

Presented By

Clackamas County Fire District #1

HOME FIRE ESCAPE


Plan ahead and stay alive!

When fire strikes, seconds count. A prearranged and practiced home escape plan can help your family get out alive.



1. Install and Maintain Multiple Smoke Alarms.

These early warning devices help ensure a safe escape. Test smoke alarms every week. Unless your smoke alarm has a 10-year battery, replace batteries at least once a year. If the smoke alarms sounds, get out fast and stay out.




2. Draw an Escape Plan of Your Home.

Whether you live in a house, apartment or mobile home, make an escape plan. Include all doors, windows, hallways and stairways. Indicate two exits from every room. Alternate exits are needed in case primary exits are blocked by smoke or fire. Select a safe meeting place outside your home and mark it on the plans.

3. Practice the Plan with the Entire Family.

First, walk through the plan with everyone to be certain all exits are easily opened and safe to use. Assign someone to help young children, the disabled and the elderly. Hold practice drills at least twice a year. Practice during the day and at night to prepare everyone for different fire situations.



4. Get Out and Stay Out.

If you smell smoke, see fire or hear the smoke alarm, follow your escape plan. Get low to avoid breathing toxic gases, smoke and hot air. Always test for danger before proceeding. Feel the door with the back of your hand. If the door is hot, don't open it. Use your second way out. If you are unable to escape, hang a sheet or piece of clothing out the window to signal for help. If the door is cool, follow your escape plan closing all doors behind you. Never use elevators during a fire. Never go back into a building for any reason.

5. Go To Your Safe Meeting Place.

Once out of your home, everyone should immediately go to the designated meeting place.

6. Call For Help!

When your family is gathered at the meeting place, send one person to use a neighbor's home phone to call firefighters. Everyone else should remain together until the fire department arrives.

When calling for help, stay calm! Speak slowly and clearly. Give your name and complete address. Stay on the line until the operator tells you to hang up. Escape first – then call the fire department.